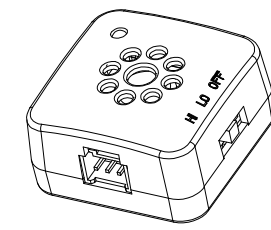
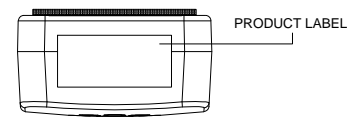
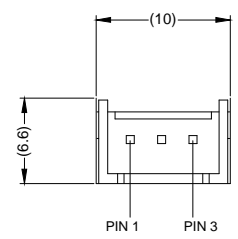


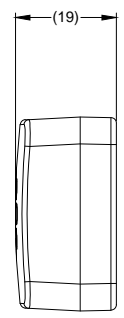
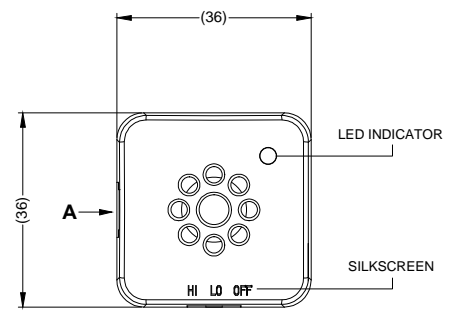
Revision Notes.				
R1 -				
APA: -	Drawn:-	Checked:-	Approved:-	Date: -



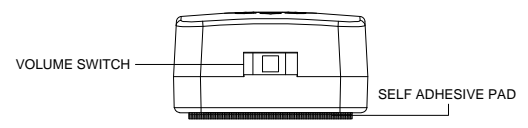
VIEW A



PIN 1    PIN 3  
3-PIN MALE MATING FACE



PIN#	DESCRIPTION
1	BUZZER POWER
2	GROUND
3	BUZZER SIGNAL



- NOTES:**
- RED LED INDICATES DETECTION .
  - VOLUME CONTROL ADJUSTS THE PIEZO SOUND LEVEL.
    - 'LO' VOLUME = 78±5dB.
    - 'HI' VOLUME = 88±5dB.
    - 'OFF' = 0 DECIBELS.
  - REFER TO LATEST REVISION DRAWING BE-003061-XX-15 FOR PRODUCT LABEL DETAIL.
  - SILK SCREEN TEXT WHITE.

**PROPRIETARY NOTICE**  
THIS DESIGN AND TECHNICAL INFORMATION APPEARING ON THIS DRAWING IS THE PROPERTY OF BRIGADE ELECTRONICS, AND IS DISCLOSED IN CONFIDENCE. IT IS NOT TO BE COPIED, REPRODUCED, REVEALED TO OR EXPROPRIATED BY OTHERS, EITHER IN WHOLE OR IN PART WITHOUT THE EXPRESS WRITTEN CONSENT OF BRIGADE ELECTRONICS.



Assembly PI Approval ALLEN YAO 31/07/15	Approved by B.JOHN	Checked by R.BATES	Drawn by P.MISSEN
Angle of Projection 	Units mm	Scale N/A	Released 07/08/15
Status RELEASED		Assembly Ref -	
Part No 4479		UDS-002BZ BE-002577-00-14	